



**2005/2009 Mustang
2 1/8" Diameter Gauge Pod
CDC#110140**

Note: Read installation instructions before starting and test fit component before painting. Gauge Pod is Thermo Plastic ABS. To ensure the quality of your vehicle and the product, have your Gauge Pod painted by a qualified professional automotive painting facility. We recommend that paint- curing temperature not exceed 150 °F.




Component List:

- Gauge Pod

Tools Required:

- Dash Cleaner
- Soft Clean Rag

The rear edge of the Gauge Pod is designed to cover half of the defroster vent. There are locking tabs on the Gauge Pod that will clip into the defroster vent. The CDC Gauge Pod is designed so that you do not need to cut the dash pad, depending on the type and style of gauge selected.



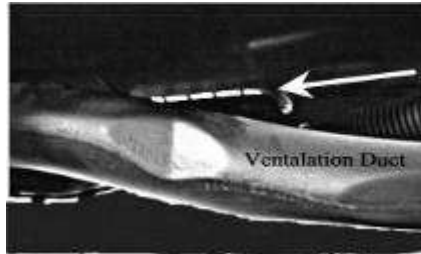
1. Set Gauge Pod on dash for test fitting and placement location.

Note: Do not engage the clips on the rear of the Gauge Pod to the defroster vents at this time.

2. Thoroughly clean the dash where the mounting tape will contact.

Note: It is imperative that the dash is clean and free of any silicone based interior products. Test a small hidden area for color fade before applying any cleaner to the top of your dash pad.

3. Install the gauges of your choice (2 1/16" Diameter) into the Gauge Pod and wire/connect to the appropriate locations as directed by the installation instructions from the gauge manufacturer.




Feed the gauge wires through the gap between the bottom of the Dash Pad and the ventilation duct for a "No Hole" Installation!



You can access the opening in the above picture through the glovebox opening in the dash.

4. Place the Gauge Pod on the dash, verify fitment. Peel approximately 3" of the backing from the bonding tape on the sides and the front edge. Mount the Gauge Pod locking tabs into the defroster vent and place the Gauge Pod onto dash. Peel the backing from the tape areas and press above the taped edges to set bonding tape to the dash.



Thank you for choosing Classic Design Concepts for your restyling needs. If you have any questions or concerns regarding installation please contact Tech@classicdesignconcepts.com or call 866-624-7997.